

# NORTHERN REGION

## - just for JUNIORS!!



### indoors

#### set up school at home!

We've come up with things that you can do at home - it will be like being at Nursery or School! Your donkey might come too! Although with all the paint and glue it could get a bit messy!

APRIL 2020


#### HELLO JUNIORS!

This is your very own newsletter; we hope you like it! There are all sorts of things to do inside! We've got lots of your pictures, things for you to do and make and a special hello from donkey star, 'Colin'! Enjoy! x

### outdoors

#### fresh air is free!


If your donkey lives near you, you can do lots of fun things outside together - or you can take an imaginary donkey for a walk in your garden or street! Get outside, get healthy! Get as much fresh air as possible!



## LET US KNOW WHAT YOU'VE BEEN DOING . . .

Your next newsletter will be out in the middle of May, send your pictures, emails and all your news to [northerndonks@gmail.com](mailto:northerndonks@gmail.com) by 15<sup>th</sup> May.

## What must it be like to be a Royal donkey?




Recently I came across this picture of a little donkey who lived on the Isle of Wight. He belonged to Queen Victoria and was no doubt much loved by the Queen and her nine children. The royal family spent their summer holidays at Osborne House on the Isle of Wight. The children must have had the most amazing time by the sea, having picnics, playing in their life-size Swiss cottage (yes really, check it out: <https://www.english-heritage.org.uk/visit/places/osborne/things-to-do/swiss-cottage/>) and running through the

gardens and grounds.

Queen Victoria loved her animals. This is a lovely picture of her, as a little girl, riding her donkey. I have found a brilliant site online all about a donkey called Jacquot that it is said Queen Victoria bought in France and eventually took back to the stables at Windsor. The website is brilliant and if you want to test out your French language you can read it in French too! Find this brilliant site at: <https://www.jacquot.online/the-real-jacquot> .

I wonder what it is like to be a royal animal? I wonder if you get extra special treats? Try writing a poem or a letter from a royal animal, explaining who you are and what you do! Share with the Region: [northerndonks@gmail.com](mailto:northerndonks@gmail.com).

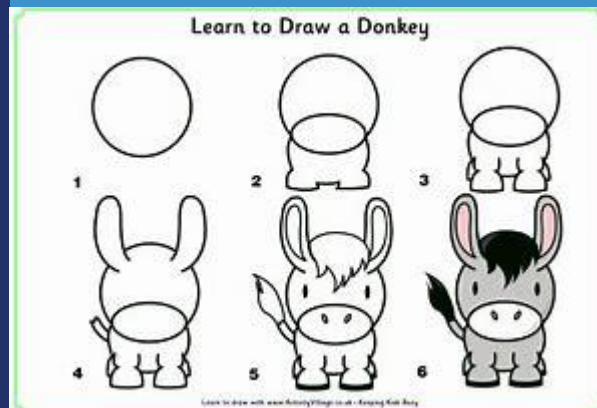




## Can you draw a donkey?

This is a useful step by step guide to drawing a cheeky little donkey! What is your donkey called? What does your donkey like to eat?

Why not get super creative and try making collages, pictures with fabrics, recycled 3-D modelling, modern art . . . there is no end to how creative I am sure you can be!! Send photographs of your artwork to [northerndonks@gmail.com](mailto:northerndonks@gmail.com).



## It's Colin . . .

Dear Juniors,

I hope you are finding interesting things to do whilst you aren't at school. At the end of this letter there are 5 things I would like you to do.

It is very quiet here at Brown Road Farm, except for our braying! The new puppy doesn't like our lovely voices and has the cheek to bark at our singing!

All my donkey friends are very sad that we can't have our Easter party this month. When we can get together again we will have a BIG party with lots of carrots (and maybe some cake for you)!

We donkeys miss our human friends too. Hannah, who used to come and give us a lovely brush as well as clean out our stables, Bobby and Bluebell who used to come and ride Romance and myself. Unfortunately, the one person we didn't want to see, the farrier, still came to visit to make sure our feet were in good shape and weren't going to hurt us. Hopefully, by the middle of summer, our friends can come visit us again.

We have moved fields which has its good points and bad points. First of all, and MOST IMPORTANT for my tummy, it has no grass!! It used to have but we've eaten it all. Please don't worry because we have our breakfast and lunch of hay and that keeps us full. We go into the yard in the evening for our teatime hay and then into our nice warm stables for our supper. Lots to eat but I'd rather have grass as well! The reason for this is that our field is RESTING so that the grass will grow. The greedy sheep have been on it and eaten all the weeds and the grass has been harrowed (like a big rake) by the Shetland ponies- it's about time they did some work rather than us!

We have things to play with in the field. There is a large plastic sheet that we like to drag around. Its blue and rustles when we unfold it, there is a plastic dustbin to roll around, a traffic cone to throw at each other and hay balls to push around while we get the hay out.



Our favorite games often get us in trouble. One is taking the floor of the little trailer out and scattering the planking- well they really shouldn't leave it in our field! The other is eating the wood on the railway carriage- our field shelter is an old railway wagon and the wood tastes DELICIOUS! We've managed to eat half of the front this winter!

This is a long letter because I won't see you to tell you all these things. Here are the things I would like you to do:

- 1) Draw a picture of yourself riding a donkey. Don't forget to put your name on it and the name of the donkey
- 2) Make up a story of a donkey who has got lost telling me how it found its way home.
- 3) Think of 4 names for a jenny (girl) donkey
- 4) Think of 4 names for a jack (boy) donkey
- 5) Make up a game we can all play next time we see each other

Bring these to the next meeting or get a grown up to email them to me and I'll get my humans to read them to me [brownroadfarm@gmail.com](mailto:brownroadfarm@gmail.com).



Lots of love and eeyores

Colin

P.S I hope you had some Easter eggs! We donkeys had some yummy pony nuts and even more yummy dandelions!

These pictures were taken on a walk last year, can you see me and Olwen peeping through at the back? It won't be too long now before we can enjoy walks once again.



# SKOOL IS OUT

**But here at the DBS Northern Region, we've been thinking of lots of things that you can be doing while you are at home!**

When you have finished Colin's challenges, and don't forget to send them to him, you might like to have a go at some of the activities that we've put together for you below. Some you can do inside, some outside, some are very active and will have you getting fit, and others require some quiet thinking!

Do check out The Donkey Project, it's accessible to all ages and could take the form of a diary, a record of lots of donkey/other animal/ pet activities, in fact it can be whatever you want it to be - we've given you some starter activities to get it going! Whatever you are doing, have tremendous fun!

**Enjoy!!!**



## BEING CURIOUS ABOUT THE WORLD AROUND US . . .

- ✓ Ask questions - how many ways can they be answered?
- ✓ watch closely
- ✓ perform some simple tests
- ✓ identify and if you're a bit older, classify
- ✓ use what you can see to help you answer some questions
- ✓ gather and record some data - grown ups can help with this too!

This is Reuben looking very curious about what is in the trailer. What do you think he found?

**Answer another question!** On the next page you will see a picture of my three donkeys having their breakfast. How many answers can you find to the following question?



Why do you think the big grey donkey, Freddie, is eating out of the purple bucket?

Look and see how many possible answers you can find to this question!!



**Reasoning:**

Remember to 'add a because' for every answer try to give a because . . .

Or, get smart and find other words for because. Here are some to start you off:

since            as            for

Donkeys can be very curious creatures, another word for curious is inquisitive. Can you be inquisitive about donkeys?

## Why not start a Donkey Project!!

In your project you will find out what donkeys need to be happy and healthy; you will find out about the different parts of their bodies and what they are used for, and you will compare them with some other animals. You will learn so much about donkeys!!

## My Donkey Project:

You can create your project on a laptop or a computer OR

in a notebook or scrapbook OR

on paper, which you could decorate and keep in a file!



Begin by making a list of all the things that you might need for your project. Then, get your 'resources' together, ask a grown up to help you find some useful paper, pens, pencils, glue, paint, fabric . . . and so on.

## Artwork alert!!

Design and create the cover for your project - go crazy and make it donktastic!!!!

Draw, paint, colour pictures!

Stick, glue, tape things on!

Craft, cut out, snip some snaps!

Ready to get inquisitive?

## Happy Healthy Donkeys

Put a circle around the words below that you think make donkeys happy and healthy:

field shelter

a stable

exercise

a farrier

oxygen

a vet

a caring owner

donkey friends

treats

hay

straw

a safe field

grooming

healthy teeth

vaccinations

special donkey medicines

carrots

headcollars, bridles, other tack that fits comfortably

water

trees

space

a bucket of water or a trough

Can you think of anything else?

[There is plenty of opportunity for different ages to engage with these tasks, on different levels. Encourage questions and expand the search for answers through questioning and reasoning. Try altering this activity to make it appropriate for other animals - even made up ones!]

## Artwork alert!!

Draw pictures of things that make donkeys happy and healthy. Sort them into four groups:

1. Food
2. Shelter
3. Air
4. Water

Then add a fifth group and give this a title of your own and then draw this one too. Or, you could make a huge, beautiful collage of all the things that help donkeys to be happy and healthy.



**An out and about activity!!** It's time to get outside and choose three of the following activities. Ask someone to help you if necessary and to take pictures so that you can stick them in your Project!

- ✚ Sow some seeds - perhaps you could sow some carrot seeds!
- ✚ Help to muck out a donkey
- ✚ Feed and water a donkey
- ✚ If you have another animal, help to feed this animal
- ✚ Take a donkey or a dog for a walk
- ✚ Groom a donkey or another pet
- ✚ Make an obstacle course for you or a family member!
- ✚ Make an obstacle course for a donkey!
- ✚ Make an obstacle course for another animal!
- ✚ Create time challenges for your obstacle course, or for a part of it

This is a picture of Dylan, 7, and Elija, 3, who love helping with mucking out and looking after donkeys. What do you think they are doing with this water?

### What else can I put in my project?

Explain which activities you did and how they made you feel - ask someone to write down the words and you can copy them or have a go at writing them yourself! If you are old enough, see if you can write in complete sentences!

If you did something for an animal, how do you think the animal felt?

Remember, you can always make a little vlog about your out and about activity.



## Next month:

We will look at different parts of a donkey and ask some more questions. There will be lots more activities to try out and record in your Donkey Project. In the meantime, there is nothing to stop you carrying out your own investigations with your donkeys or other pets - maybe even your mum or dad! You could try:

- ✓ Which food do they prefer and why?
- ✓ What is their favourite colour? Why do you think this is?
- ✓ What is their favourite television programme? Why?
- ✓ What is their favourite outdoor activity and why?

*[Obviously not all questions apply to donkeys or other pets - see if younger children can work this out! Older children can think about multi and extended responses, dependent on the time of the year for example. If providing written answers with several different responses, encourage the use of connectives: 'whereas', 'however' etc.]*

**ALL projects received by the end of August (and we can return them to you once we have displayed them for all the grown ups to see at the Regional Autumn Show and AGM) will receive Rosettes!! So, you have lots of time to make a superb project, in fact the best project ever!!**

## And finally , . . some more of your pictures:

Right, Dylan and Elija take a well-earned rest from all the hard work on the yard!



Above, Amber is getting everything ready for the arrival of her donkey Missy! [When you're a unicorn obsessed four-year old, everything is pink! Oops except the barrow!]

